
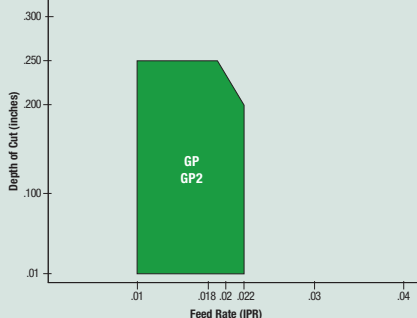

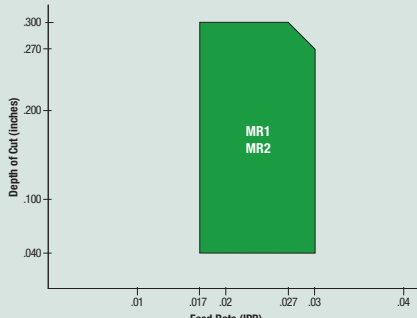

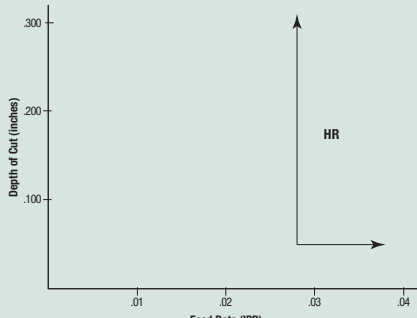


<p style="writing-mode: vertical-rl; transform: rotate(180deg);">GENERAL PURPOSE</p>	<p>GP and GP2</p>  <p>General purpose chipbreaker. Feed rates up to 0.02"/rev and 0.35" depth of cut.</p>	
<p style="writing-mode: vertical-rl; transform: rotate(180deg);">MEDIUM ROUGHING</p>	<p>MR and MR2</p>  <p>Used for medium roughing of all material. Feeds up to 0.028"/rev and depths up to 0.50".</p>	
<p style="writing-mode: vertical-rl; transform: rotate(180deg);">HEAVY ROUGHING</p>	<p>HR <i>single sided</i></p>  <p>Heavy roughing for all materials. Feeds above 0.023"/rev. One-sided chipbreaker for heaviest feeds (MM). <i>Example: CNMM 644 HR</i></p>	

WG-300

